

2023 annual report to the Community

# Allendale East Area School

Allendale East Area School number: 751

Partnership: Blue Lake



School principal:

Kylie Smith

A handwritten signature in black ink.

Date of endorsement:

19/03/2024



Government  
of South Australia  
Department for Education

## **AEAS Chairpersons Report AGM 2024**

Ladies and gentlemen, guests, and parents

Firstly, congratulations to the Allendale East Area School Student Fundraising team for receiving the Active Citizenship Award at the Australia Day Awards 2023. Your commitment to hosting the Biggest Morning Tea at the Port MacDonnell Golf Club speaks volumes about your sense of community and compassion. We sincerely thank everyone who contributed to this event, whether through baked goods, groceries, slices, pastries, or raffle prizes. Your generosity has made a positive impact.

The Acquaintance night allowed parents and grandparents to engage with our classroom routines and goals. Your involvement and support are vital to the success of our students, and we appreciate your presence at this special event.

We were honoured to have ex-student and AFL player Jordan Murdoch visit our school, sharing inspiring stories of his journey and leadership experiences. Special thanks to Jordan for taking the time to connect with our student leadership and secondary students.

Sports Day showcased the exemplary display of courage and excellence by our students. Congratulations to the winning team, NORTHUMBERLAND, Max Pitson, Harri Kennion, and Jacob Spehr, who are setting new records. A big thank you to the staff and volunteers who worked tirelessly to make the day successful. Interschool Sports Day at Lucindale Area School was a testament to the collaborative spirit of area schools. Allendale East's achievements with 2nd in the Sub Junior Championship Shield and the Junior Improvement Shield are a source of pride.

Our Outdoor Education students have had incredible experiences, from monitoring endangered Spiny Freshwater Crayfish to snorkelling at Ewen's Ponds. Thank you to Lauren Brown, Tim Featonby, and Claire Harding for their valuable contributions to these experiences.

A special mention goes to school captains Ava Gollan-Grosvenor and Merrick Miller for representing Allendale East Area School at the ANZAC Day Service. The performance of the school singers added a meaningful touch to the occasion.

We were honoured to receive the Barbara Hocking Memorial Award as part of RU OK? Day. This recognition reflects the collective effort of the Wellbeing Team, all staff, and students in fostering a supportive and connected school community.

Congratulations to Angus Millard for being selected as an Ambassador in the South Australian Rural Youth Ambassadors Program. Your role in exploring critical areas of interest related to rural life and education is commendable.

The Led Steer Team's excursion to the South East Cattle Handling Workshop and the Outdoor Ed Aquatics Camp at Murray lands showcased our student's commitment to learning and skill development.

As we celebrate our 70th Anniversary, we reflect on the rich history and achievements of Allendale East Area School. The success of the Anniversary weekend is a testament to the strong sense of community that defines us.

The Biggest Morning Tea 2023, Industry Immersion Day, YELP Camp Naracoorte, and various sports and academic achievements highlight our students' diverse talents and interests.

Congratulations Angus Millard and Alicetyn Stanley for receiving Youth Opportunities Support Scholarships.

The accomplishments of our SAPSASA Basketball team, the 30-year milestone of Assistant Principal Ms. Suzie Mitchell, and the success of AEAS students at the State Track and Field Championships are all moments of pride.

We bid a fond farewell to Carla Doody and Tracy, who have played crucial roles in the school. Thank you for being so dedicated, and we wish you the best in your future endeavours.

As we conclude, I want to thank the Governing Council for their commitment to the school's development. Your involvement ensures the best outcomes for our students, and we encourage all parents/caregivers to consider joining this vital group.

In closing, let us celebrate our students' and school community's achievements, resilience, and spirit. The future looks bright, and together, we will continue to foster an environment of learning, growth, and community engagement.

Thank you.

Rod Virgo  
Chairperson  
Allendale East Area School Governing Council

# Context Statement

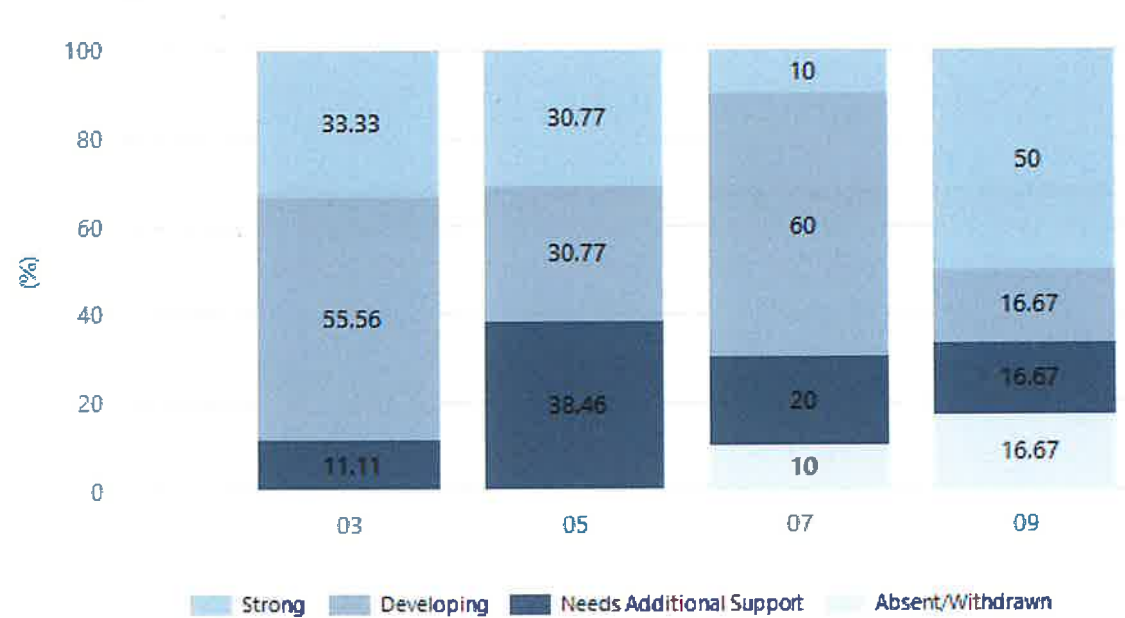
Allendale East Area School caters for students from R-12. At the time of this report, the enrolment in 2023 is 162. Allendale East Area School is classified as Category 5 on the Department for Education Index of Educational Disadvantage. At the time of this report, the school population includes 7% Aboriginal students, 5% students with disabilities, 1% children/young people in care. Further information about the school is available on the school's website (including its context statement), as well as the My School website.

## Performance Summary

### NAPLAN Proficiency

In 2023, the Australian Curriculum, Assessment and Reporting Authority (ACARA) - a Commonwealth Independent statutory authority - announced changes to NAPLAN performance reporting. This new way of reporting by ACARA that NAPLAN results from 2023 will not be comparable to previous years. The new approach replaces the previous numerical NAPLAN bands and the national minimum standard.

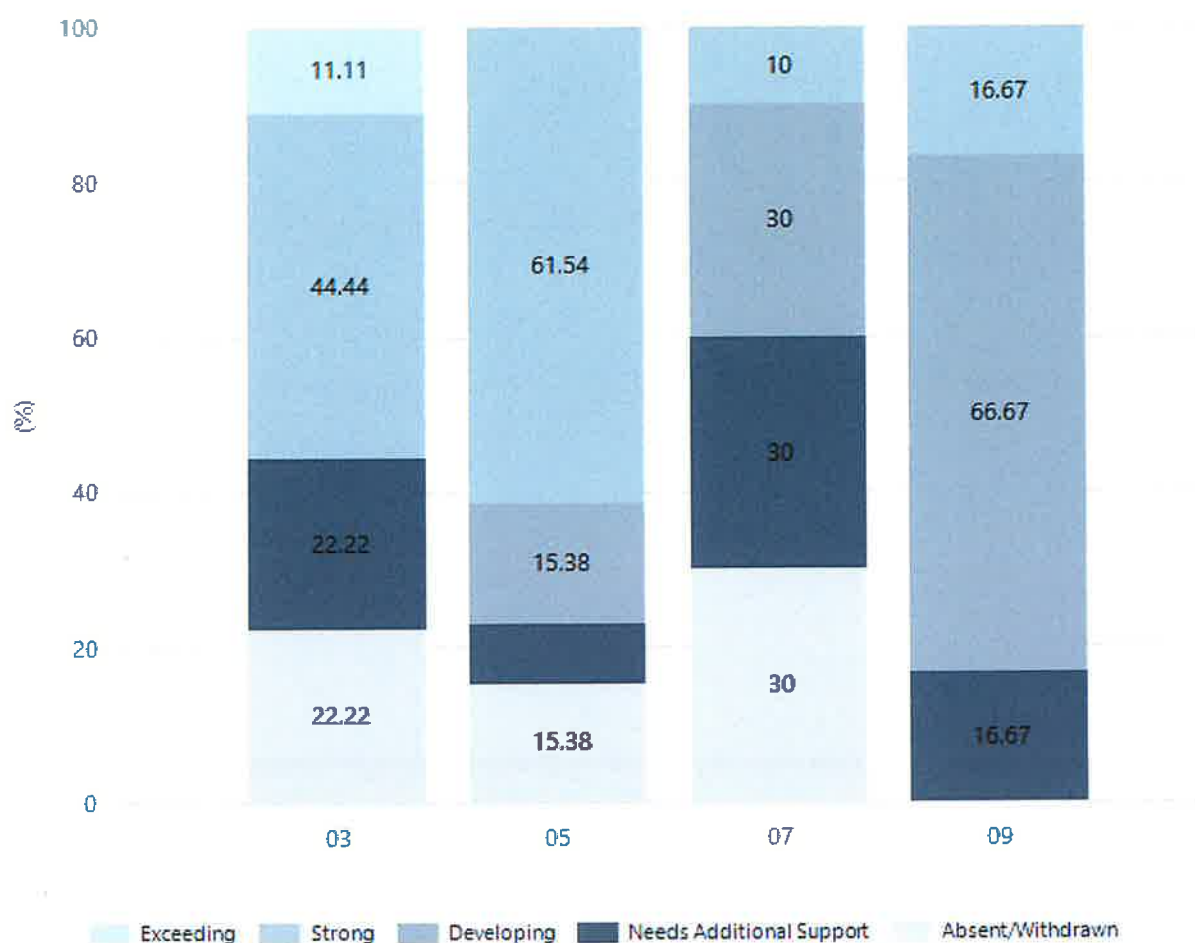
#### Numeracy



Year Level	03	05	07	09
Strong	3	4	1	3
Developing	5	4	6	1
Needs Additional Support	1	5	2	1
Absent/Withdrawn			1	1
Total	9	13	10	6

Data Source: Department for Education Assessment Data Holdings, 2023. When there are less than six students in a cohort, no data is supplied.

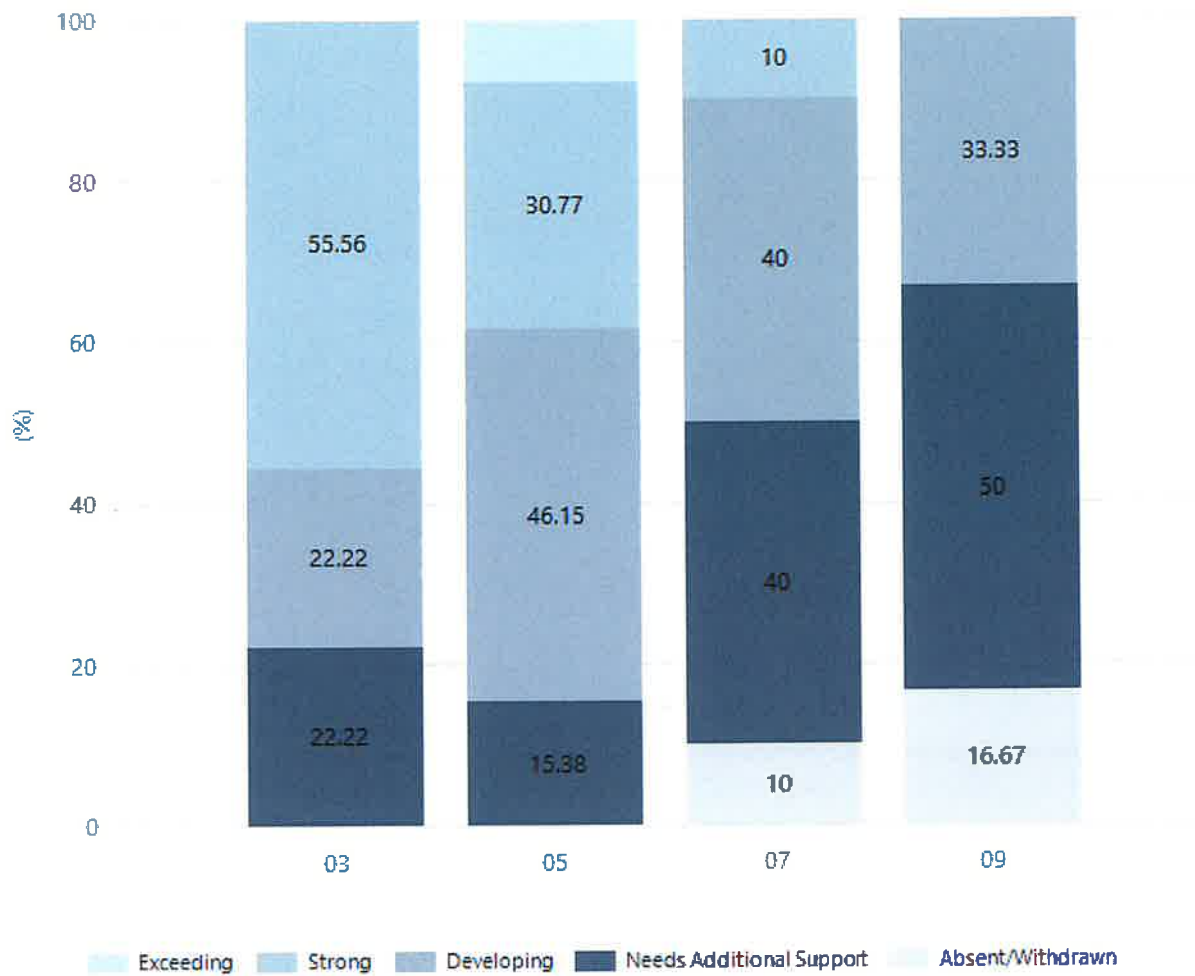
## Reading



Year Level	03	05	07	09
Exceeding	1			
Strong	4	8	1	1
Developing		2	3	4
Needs Additional Support	2	1	3	1
Absent/Withdrawn	2	2	3	
Total	9	13	10	6

Data Source: Department for Education Assessment Data Holdings, 2023. When there are less than six students in a cohort, no data is supplied.

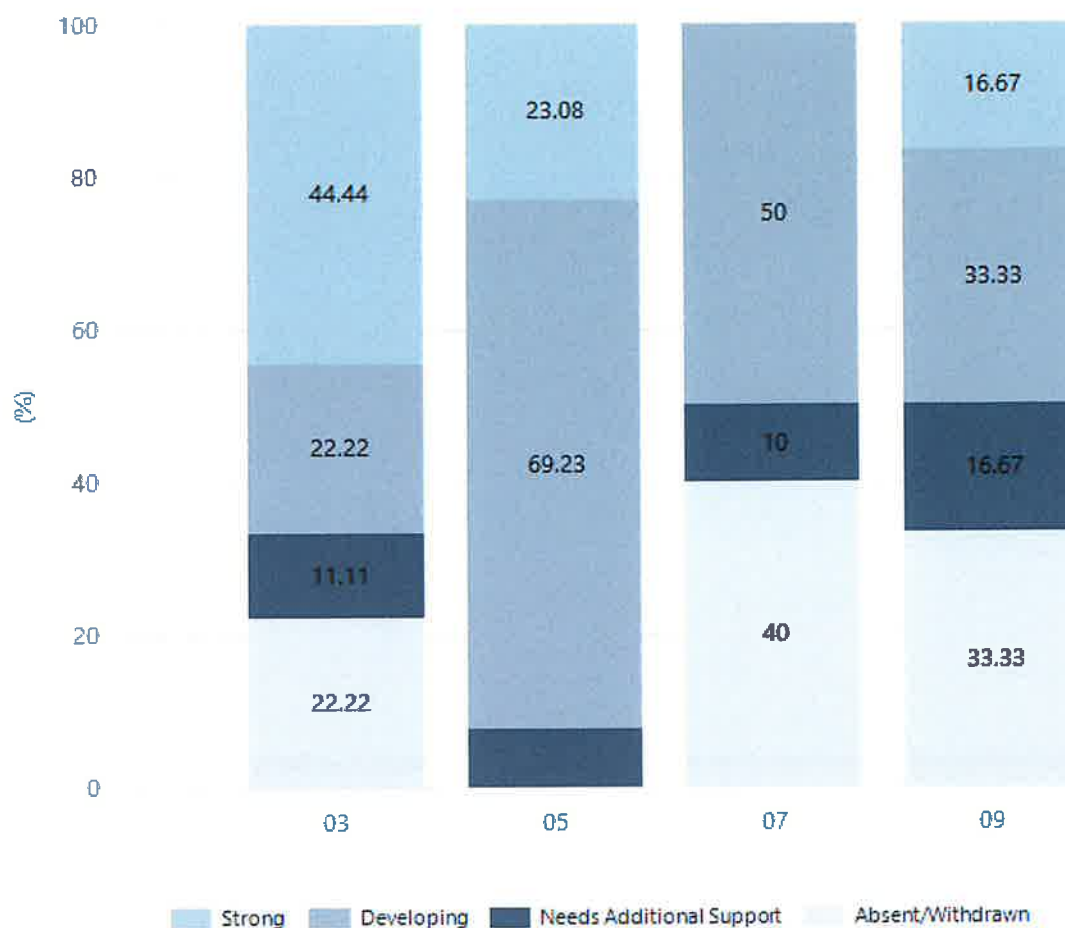
## Writing



Year Level	03	05	07	09
Exceeding		1		
Strong	5	4	1	
Developing	2	6	4	2
Needs Additional Support	2	2	4	3
Absent/Withdrawn			1	1
Total	9	13	10	6

Data Source: Department for Education Assessment Data Holdings, 2023. When there are less than six students in a cohort, no data is supplied.

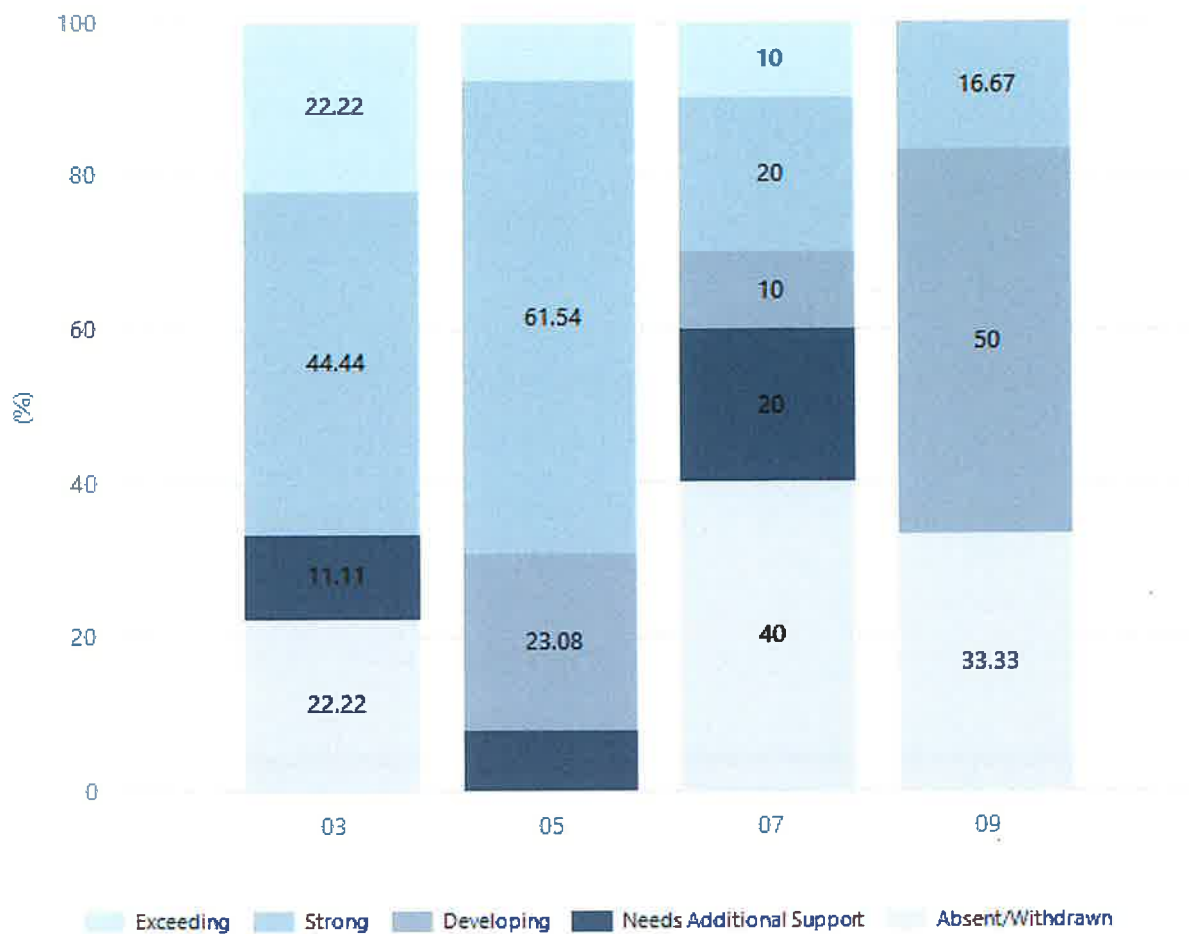
## Grammar



Year Level	03	05	07	09
Strong	4	3		1
Developing	2	9	5	2
Needs Additional Support	1	1	1	1
Absent/Withdrawn	2		4	2
Total	9	13	10	6

Data Source: Department for Education Assessment Data Holdings, 2023. When there are less than six students in a cohort, no data is supplied.

## Spelling



Year Level	03	05	07	09
Exceeding	2	1	1	
Strong	4	8	2	1
Developing		3	1	3
Needs Additional Support	1	1	2	
Absent/Withdrawn	2		4	2
Total	9	13	10	6

Data Source: Department for Education Assessment Data Holdings, 2023. When there are less than six students in a cohort, no data is supplied.

## South Australian Certificate of Education - SACE

### SACE Stage 2 Grades - Percentage of grades that are C- or above for attempted SACE subjects (SEA)

2020	2021	2022	2023
100%	100%	100%	92%

Data Source: SACE School Data Reports, as of February 2023 for 2020-2022. 2023 SACE results are School supplied data. When there are less than six students, no data is supplied. Due to rounding of percentages, total results may not add up to 100%.

### SACE Stage 2 Grade Distribution

Grade	2020	2021	2022	2023
A				17%
A-	13%	7%	18%	
B+		21%	5%	8%
B		21%	23%	
B-	13%	14%	27%	17%
C+	13%	14%	5%	33%
C	50%	14%	18%	
C-	13%	7%	5%	17%

Data Source: SACE School Data Reports, as of February 2023 for 2020-2022. 2023 SACE results are School supplied data. When there are less than six students, no data is supplied. Due to rounding of percentages, total results may not add up to 100%.

## SACE Completion - Percentage of completers out of those students who had the potential to complete their SACE in October that year

2020	2021	2022	2023
100%	100%	100%	71%

Data Source: SACE School Data Reports, as of February 2023 for 2020-2022. 2023 SACE results are School supplied data. When there are less than six students, no data is supplied. Due to rounding of percentages, total results may not add up to 100%.

## Year 12 Students undertaking Vocational or Trade Training (VET)

	2021	2022	2023
Percentage of Year 12 students undertaking Vocational Training or Trade Training			29%
Percentage of Year 12 students attaining a Year 12 certificate or equivalent VET qualification			14%

Data Source: School supplied data

## School Attendance

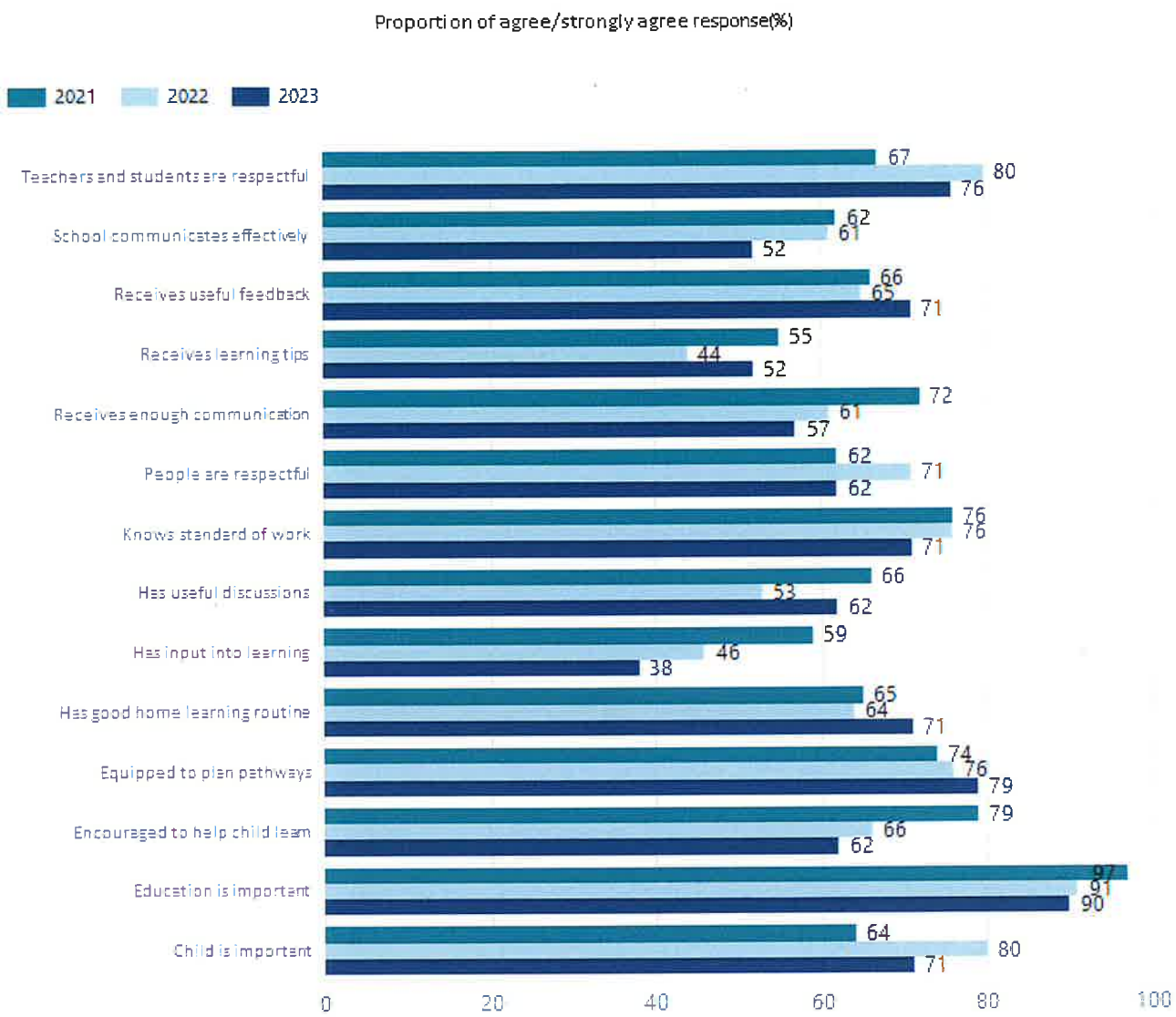
Year Level	2021	2022	2023
Reception	90.0%	83.2%	89.5%
Year 01	94.0%	84.4%	86.5%
Year 02	90.4%	92.4%	87.4%
Year 03	94.6%	81.4%	93.0%
Year 04	87.4%	89.5%	85.1%
Year 05	90.0%	82.1%	88.4%
Year 06	89.9%	88.8%	83.3%
Year 07	89.3%	81.4%	83.2%
Year 08	75.1%	71.4%	82.0%
Year 09	86.0%	76.1%	79.2%
Year 10	73.1%	83.6%	83.2%
Year 11	80.1%	87.6%	82.8%
Year 12	91.5%	77.7%	86.0%
Total	88.0%	83.6%	85.9%

Data Source: Department for Education Attendance Data, Semester 1 Report 2023. A blank cell indicates there were no students enrolled. 'Primary Other' includes students enrolled in specialised education options. 'Secondary Other' includes students who have already spent a year at Year 12 and elected to undertake further study at Year 12.

## Attendance Comment

In South Australia, all children and young people must be in school from 6 years to 16 years old. They must attend a government or non-government school full time. From age 16 to 17 however, young people must attend school or an approved learning program (such as an apprenticeship, traineeship, accredited course or university). Schools and parents must encourage and support students to come to school every day. Parents and caregivers must make sure their child is enrolled in a school, and attends school all day and everyday it is open, unless a child is sick or has an approved exemption. Teachers and leaders actively follow up when a student misses school, including recording all absences and non-attendance. All schools in South Australia have local attendance procedures governed under the Education and Children's Services Regulations 2020.

# Parent Opinion Survey Results



Data Source: 2023 Department for Education Parent Opinions Survey, Term 3 2023.

## Intended Destination

Leave Reason	Number	%
EX - EXEMPTION	1	10.0%
NG - ATTENDING NON-GOV SCHOOL IN SA	3	30.0%
OV - LEFT SA FOR OVERSEAS	1	10.0%
TG - TRANSFERRED TO SA GOVERNMENT SCHOOL	4	40.0%
WA - LEFT SA FOR WA	1	10.0%

Data Source: Department for Education Destination Data Report, 2023. Data extract term 3 2023. Data shows recorded destinations for students that left the school in the previous year. Data is uploaded by schools in term 3 and may not reflect final or total figures at time of report creation.

## Highest Qualifications held by the teaching workforce and workforce composition

All teachers at this school are qualified and registered with the SA Teachers Registration Board.

Qualification Level	Number of Qualifications
Bachelor's degrees or Diplomas	14
Postgraduate Qualifications	2

Data Source: Data extracted from Mandatory Workforce Information Collections as on the last pay date of June 2023. As self-reported by staff in the system.

Please note: Data includes staff who are Actively employed and on extended paid leave. Please note only the highest qualification of the Teaching staff is reported. Excludes any number of other certifications earned.

### Workforce composition including indigenous staff

	Teaching Staff		Non-Teaching Staff	
	Indigenous	Non-Indigenous	Indigenous	Non-Indigenous
Full-Time Equivalents	0.0	13.3	0.8	11.6
Persons	0.0	16.0	1.0	17.0

Data Source: Data extracted from Mandatory Workforce Information Collection as on the last pay date of June 2023.

Please note: Data includes staff who are actively employed and on extended paid leave. "Indigenous category" is self-reported by staff in the system.

## Financial Statement

Funding Source	Amount
Grants: State	\$2,622,907
Grants: Commonwealth	\$30,000
Parent Contributions	\$33,592
Fund Raising	\$17,759
Other	\$573,972

Data Source: School supplied data.